

# Sunday School Syllabus

## Nursery & Reception



COPTIC ORTHODOX DIOCESE *of* LONDON

# Contents

<b>OCTOBER</b>	<b>4</b>
Week 1 – The Creation . . . . .	4
Week 2 – Noah’s Ark . . . . .	6
Week 3 – The Lord visits Abraham . . . . .	8
Week 4 – Jacob’s Dream . . . . .	10
<b>NOVEMBER</b>	<b>12</b>
Week 1 – Nice Woman Builds a Room for Elisha . . . . .	12
Week 2 – The Lord Jesus Calms the Storm . . . . .	14
Week 3 – The Lord Jesus Heals the Ten Lepers . . . . .	16
Week 4 – The Rich Man and Lazarus . . . . .	18
<b>DECEMBER</b>	<b>21</b>
Week 1 – The Lord Jesus Feeds the Crowd for the Second Time . . . . .	21
Week 2 – Zechariah and Elizabeth . . . . .	24
Week 3 – The Virgin Mary and the Angel . . . . .	27
Week 4 – Saint Mary Visits Elizabeth . . . . .	30
<b>JANUARY</b>	<b>33</b>
Week 1 – Shepherds Visit Baby Jesus . . . . .	33
Week 2 – The Wise Men Visit Baby Jesus . . . . .	35
Week 3 – The Baptism of the Lord Jesus . . . . .	37
Week 4 – The Lord Jesus Obeys His Parents . . . . .	39
<b>FEBRUARY</b>	<b>41</b>
Week 1 – Be a Good Friend Like David and Jonathan . . . . .	41
Week 2 – Our Respect for Abouna . . . . .	43
Week 3 – Jonah and the Whale . . . . .	45
Week 4 – The Guardian Angels . . . . .	47
<b>MARCH</b>	<b>49</b>
Week 1 – The Women with the Two Coins . . . . .	49
Week 2 – The Lost Sheep . . . . .	51
Week 3 – The Paralytic at the Pool . . . . .	53
Week 4 – The Man Born Blind . . . . .	55
<b>APRIL</b>	<b>57</b>
Week 1 – The Last Supper . . . . .	57
Weeks 2-3 – No lessons due to Palm Sunday and the Feast of the Resurrection . . . . .	59
Week 4 – Jesus Christ is Risen! . . . . .	60
<b>MAY</b>	<b>62</b>
Week 1 – Jesus Christ Appeared to Mary Magdalene . . . . .	62
Week 2 – Jesus Christ with His Disciples in the Upper Room . . . . .	64
Week 3 – Breakfast with the Lord Jesus . . . . .	66
Week 4 – The Ascension Feast: Two Men Stood by Them in White Robes . . . . .	68
<b>SIX WEEKS KEPT FREE FOR COPTIC FESTIVAL PROGRAMME</b>	<b>70</b>

<b>JULY</b>	<b>71</b>
Week 3 – <b>The Apostles Feast:</b> The Man at the Beautiful Gate . . . . .	71
Week 4 – <b>Prayer:</b> Hannah's Prayer and God Calls Sleepy Samuel . . . . .	73
<b>AUGUST</b>	<b>75</b>
Week 1 – <b>Four Friends Help a Paralytic</b> . . . . .	75
Week 2 – <b>Daniel in the Lions' Den</b> . . . . .	77
Week 3 – <b>The Love of our Lord Jesus to the Virgin Mary</b> . . . . .	79
Week 4 – <b>The Lord Jesus Heals Woman with a Bent Back</b> . . . . .	81
<b>SEPTEMBER</b>	<b>83</b>
Week 1 – <b>The Lord Jesus Helps the Fisherman</b> . . . . .	83
Week 2 – <b>The Day of the Feast of the Cross</b> . . . . .	86
Weeks 3-4 – <i>Two weeks kept free for Coptic Festival revision and exam</i> . . . . .	89
<b>FILLER LESSONS</b>	<b>90</b>
Week 1 – <b>Baby Jesus in the Manger</b> . . . . .	90
Week 2 – <b>Palm Sunday:</b> The Children Receive the Lord Jesus . . . . .	92
Week 3 – <b>The Lord Jesus Invited to a Wedding</b> . . . . .	94
Week 4 – <b>Elijah and the Widow</b> . . . . .	96



# The Creation

**Bible References:** Genesis 1

**Lesson Aim:**

Learn that God made us and everything around us.

**Memory Verse:**

"In the beginning God created the heavens and the earth."  
(Genesis 1:1)



Mandy Groce

<http://ministry-to-children.com>

## Activities to Introduce the Lesson

You can use one of the following ways to introduce the lesson:



### Discussion

Ask the children if they like to play outdoors. What do you like to do outside? Do you like seeing the trees, flowers, the sky, and the fields? Have you ever been to the beach and seen the big ocean? Show the children some pictures of the ocean and other nature scenes.

## Lesson Content

Tell the children to close their eyes for a moment. Now it is all dark. Tell them to cover their ears. Now it is all quiet. A long time ago, before the world began, everything was quiet and dark... no people, no birds, and no animals. Then God spoke: "Let there be light... let there be day... let there be a sun to shine," and the light came. How good the light was! God kept the dark for nighttime. He made the moon and stars to shine in the dark. That was good too. Then God said: "Let there be sky... land... sea," and so it was. But, the world was still empty and quiet. Then, God made plants and trees, so, we can have very nice fruits and vegetables to eat and flowers to smell. Then, God made the fish to swim in the waters and the birds to fly in the sky. It was not quiet anymore. The dog was saying: "woofwoof," the cat was saying, "meow-meow," the mouse was saying, "squeak-squeak," and the cow was saying, "moo-moo," etc. Although it became very noisy, God was happy with all that He made and He thought indeed that everything was good. At the end, God found that everything is good, but one thing was missing... Guess what that was? People! Yes, God created a man and his name was Adam and a woman whose name was Eve. Adam and Eve loved each other and God loved them and always helped them in everything. Who created everything? What was the last thing God created? Did God love and help Adam and Eve?

## Conclusion

God created everything around us and He created us. God did all this for one reason: He loves us very much. He wants us to have beautiful things around us. When we see the beautiful sky, birds, grass, or our wonderful parents and friends, we must remember that it was God who made them all and we should thank Him for everything.

## Application



### Exercise

- A felt board can be used to display the Creation. As the story is being told, add the items created on that day on the board. Give the children a colouring page of the Creation.



# Noah's Ark

**Bible References:** Genesis 6-9

**Lesson Aim:**

Learn that God keeps His children safe.

**Memory Verse:**

"I set My rainbow in the cloud."  
(Genesis 9:13)



for HIS kids  
COMPANY

## Activities to Introduce the Lesson

You can use one of the following ways to introduce the lesson:



### Discussion

Did you ever go to the zoo? Who can name some of the animals you've seen at the zoo? Today, we will hear a story about someone who had to take care of a lot of animals when there was a lot of rain.

## Lesson Content

Noah was building a boat, an enormous boat... Bang... Bang... Bang... went the hammer. The boat was big enough for all his family and two of every kind of animals and birds. The people in the world forgot about God, and they were doing bad things all the time. Noah was the only good man and was a friend of God. So, one day, God told Noah that He was going to send rain... rain... and more rain on the earth for 40 days and nights. God told Noah to build a big boat (The Ark) so it would swim on top of the water. He also told him to take two of every kind of animal and lots of food in the ark. Noah listened to God as he always did and built the big ark.

Two of every kind of animals and birds came to Noah in the ark. The animals were so excited... Quack... Quack... said the duck, Moo... Moo... said the cow, ... hurry... hurry... said the geese, and baa... baa... said the sheep (the servant should bring pictures or toy animals and act as they are entering the ark). Noah also brought all his family into the ark (his wife, his three sons and their three wives - a total of eight people). After they all entered the ark, God closed its door. (Genesis 7:16) The sky started to rain heavily. When the waters started to cover the whole earth, Noah's ark started to float and swim on top of the waters. Noah, his family, and two of every kind of animal and bird were saved. Noah sent a dove 3 times to find out if the water had dried up. When Noah and his family and the animals came out, God showed them a big beautiful rainbow in the sky as a promise that this kind of flood will never happen again. God said to Noah: "I set My rainbow in the cloud" as a promise.

## Conclusion

God keeps His children safe. It is important to obey what God tells us, just like Noah did. It is important to obey our parents because they can tell us what is good for us and teach us what God wants us to do.

## Application



### Exercise

- A toy ark and animals can be used as a visual aid along with a picture Bible and a colouring page.



## The Lord visits Abraham

**Bible References:** Genesis 18:1-15; Genesis 21:1-7

**Lesson Aim:**

Learn to welcome our visitors and learn that nothing is impossible for God.

**Memory Verse:**

"God has made me laugh."  
(Genesis 21:6)





## Activities to Introduce the Lesson

You can use one of the following ways to introduce the lesson:



### Discussion

Have you ever had visitors come to your house? Were you happy? Do you like to have your friends come and play with you at your house?

## Lesson Content

Abraham and Sarah loved God very much. They were very old in age and had no children. They always wanted a child, but, now they were too old. On one hot day, Abraham was sitting outdoors under a tree. He saw three men coming near. He was very happy he had visitors. He welcomed them and invited them to stay for dinner. He ran and told Sarah to get things ready. They made them the best dinner and were very nice to their visitors. While they were eating, they told Abraham something surprising, "Sarah will have a baby next year." These visitors were the Lord Himself with two angels. At first, Sarah could not believe the news and laughed, but they said to her: "Is anything too hard for the Lord?"

God kept His promise and Sarah had a baby boy. They named him Isaac and Sarah was very happy with a big smile on her face. She said out of joy "God has made me laugh." (Genesis 21:6)

- In this story, what are the names of the two old people who loved God?
- How many men did Abraham see when he was sitting outside?
- Who were the visitors?
- What was the name of Abraham's and Sarah's baby?

## Conclusion

We should always be happy when visitors come to our house, just like Abraham and Sarah. When visitors come to our home, we should share our toys, play with them, and be very friendly. We have to make sure our guests are happy at our house. Jesus will be very pleased when we do that and we will receive a blessing as if Jesus Himself visited us. We should also remember that God can do anything for us. Nothing is hard for Him, but He gives us what we need at the right time because He loves us.

## Application



### Exercise

- Tell the story while using a picture Bible. Give the children a colouring page after the lesson.



## Jacob's Dream


**Bible References:** Genesis 28:10-21

**Lesson Aim:**

Learn that God has angels to help us.

**Memory Verse:**

"I am with you and will keep you."  
(Genesis 28:15)



## Activities to Introduce the Lesson

You can use one of the following ways to introduce the lesson:



### Discussion

How do Angels look? They are white and bright and beautiful (dress up as an angel in class and have the children take turns dressing up). What is a ladder? It has steps to go up and down. Today our story is about a special ladder and lots of angels.

## Lesson Content

There was a man who loved God very much. His name was Jacob. Jacob's mum told him to go to his uncle because his brother was mad at him and Jacob was afraid. He walked and walked all day until the sun went down. Then he decided to get some sleep. He placed a stone under his head as a pillow and fell asleep. God sent him a nice dream to comfort him. He saw a ladder reaching from earth to heaven and lots of angels going up and down the ladder. At the top of the ladder, God appeared to Jacob. God blessed Jacob and promised to give him many children. God also told him that He will be with him always, wherever he goes. Jacob was surprised, and when he woke up, he said, "God is in this place." Jacob was very happy with this dream and remembered that God was with him.

## Conclusion

Angels can help us and support us wherever we go. Angels are beautiful and they do whatever God tells them to do. God gives everyone of us a guardian angel that is with us all the time and never leaves us. Even when we are sleeping at night, the guardian angel is still there to keep us safe. We must remember to pray before we sleep. We can ask God to give us nice dreams and for the angels to protect us.

## Application



### Exercise

- Story can be told along with a picture Bible and a colouring page. Have the children take turns dressing up as angels. Alternatively, make arts and crafts of an angel.



## Nice Woman Builds a Room for Elisha

**Bible References:** 2 Kings 4:8-11

**Lesson Aim:**

Learn to share and to love others.

**Memory Verse:**

"Let us love one another."  
(1 John 4:7)



## Activities to Introduce the Lesson

You can use one of the following ways to introduce the lesson:



### Discussion

Love is the greatest thing we can have. If we love one another, then we are doing the right thing and acting as God's children.

## Lesson Content

Elisha was a prophet. He loved God so much and loved all people. He used to pray for everyone and care about his people. One day, Elisha went to visit a rich woman, but, he did not have a place to stay. The woman asked Elisha to stay at her home. She asked her husband to build Elisha a small room on the roof of the house. She put a bed, a table, a chair, and a lamp for Elisha to be comfortable in the room. Elisha was so happy that he had a place to stay and was thankful to the woman. He prayed for her that God would give her and her husband what they wanted, a baby, so she can be very happy.

### Conclusion

This woman was very kind and loving and built a room for Elisha. Elisha too, prayed to God to give her a baby. We have to remember to be kind and loving to each other. We should also learn to share our things and to pray for each other.

## Application



### Exercise

- Story can be told along with a picture Bible and a colouring page. At prayer time, have each child pray by name for the person next to him/her or have them repeat a prayer after the servant remembering each of their friends by name.



# The Lord Jesus Calms the Storm

**Bible References:** Mark 4:36-41

**Lesson Aim:**

Learn to have courage, and don't be afraid, because Our Lord Jesus is with us.

**Memory Verse:**

"...even the wind and the sea obey Him!"  
(Mark 4:41)



## Activities to Introduce the Lesson

You can use one of the following ways to introduce the lesson:



### Discussion

Ask the children if they have ever been on a boat or seen one. Ask them to describe a rain storm and if they ever felt a strong wind. Explain to them that during a storm, the waves of the sea are very high.

## Lesson Content

One day, Jesus was by the seashore and wanted to go to the other side. He asked His disciples, who had a boat to go with them. The disciples started sailing and all was fine at the beginning. Jesus felt tired so He went to the back of the boat to rest. Then, the wind started to blow... whoooo... whoooo..., and it was getting stronger and stronger. It started to be a big storm and the waves got higher and higher. Boom!... Bang!... Splash! The waves were hitting the boat harder and harder, and water started to fill the boat. The disciples of Jesus were scared and did not know how to steer the boat anymore. They were not able to get to the other side or even to go back. They started looking for Jesus and found Him sleeping on a pillow in the back. They woke Him up quickly and said, "Master, wake up, don't You see what is happening and how we are having problems...?" Jesus woke up; He looked at the storm and said: "Peace. Be still." As soon as He said this, the wind stopped and the sea was calm again with no waves at all. It was all nice and quiet again. Everyone was amazed and said, "even the wind and the sea obey Him!" Jesus told them that they should not have been scared.

### Conclusion

If we ever feel scared of anything, we should ask our Lord Jesus to help us. We should always remember that Jesus our Lord is with us, so we do not need to be afraid or scared. He will always keep us safe. He can do anything, and even the storm, the wind, and the sea obey Him.

## Application



### Exercise

- Show a DVD of this miracle, if it is available. Use a colouring page of the story.



## The Lord Jesus Heals the Ten Lepers

**Bible References:** Luke 17:11-19

**Lesson Aim:**

Remember to always thank God.

**Memory Verse:**

"We give thanks to You, O God, we give thanks!"  
(Psalm 75:1)





## Activities to Introduce the Lesson

You can use one of the following ways to introduce the lesson:



### Discussion

When we ask for something, what do we say? ...Please! When we receive what we asked for, what do we say? Thank you! It is important to remember to say these expressions. It is also very important to always thank God for everything He gives us.

## Lesson Content

Today our story is about someone who did a very good thing. He said thanks to God, and Jesus was so happy with Him. Once upon a time, there were ten sick men. Their skin was looking bad and no one wanted to touch them. One day, they saw Jesus, so they ran to Him and asked Him for help. Jesus looked at them and told them to go to the temple (church) and show themselves to the priest (Abouna). On their way, their skin started to look better and better until they were all well and all healed. All of them were so happy! They rushed to see their families and tell them the great thing that happened to them. Only one of them suddenly stopped and decided to go back to Jesus and thank Him. The man ran to Jesus and told him, "Thank you! Thank you, Jesus, for making me well." Jesus was so happy to see that man come and thank Him. Jesus wondered why the other nine did not do the same.

### Conclusion

When we thank our Lord Jesus for what we have, our Lord Jesus will be very happy with us, bless us, and even give us more. What is the first thing we should say to God when we pray? Can each one tell us one thing for which we can thank God?

## Application



### Exercise

- Tell the story along with a picture Bible. If available, use a DVD to show the story. A colouring page of that story can be also used. At prayer time, have the children repeat a prayer after the servant, thanking God and listing many things that we have, or ask each child to just thank God for one thing.



## The Rich Man and Lazarus

**Bible References:** Luke 16:19-31

**Lesson Aim:**

To learn that the angels come to receive the souls of the good people after they die and send them to heaven.

**Memory Verse:**

"The beggar died and was carried by the angels to Abraham's bosom."  
(Luke 16:22)



## Lesson Content

If someone is hungry and comes to your house, would you give him some food? Yes, I would give him food. Why? Because I love the poor people and I must help them.

Give a description of the things that the rich man enjoyed. He did not help Lazarus who suffered a lot. Describe the story in detail.

The rich man did not believe in God but Lazarus did. The rich man was not kind. God gave him a lot of money and he owned many things, but he did not offer any help to the poor and the needy. The rich man loved himself only.

The bad people will go to Hades where they will cry and suffer while the good people will go to Paradise, where they will have a nice time without tears or sorrow.

We have to help the needy. We have to help the sick people.

There is no other chance for the bad people to do good things after they die.

We have to love God and do what He is telling us.

After we die, the angels carry our souls to Paradise.

## Application



### Exercise

What do we learn from this lesson?

- Blessed are the merciful because they will have mercy from God and will gain a place in Paradise.
- If you would like to go to heaven, be nice to people, help the poor people and help the sick people to feel better.





# The Lord Jesus Feeds the Crowd for the Second Time

**Bible References:** Mark 6:36-44 (Jesus feeds 5,000+ people) and Mark 8:5-9 (Jesus feeds 4,000+ people)

**Lesson Aim:**

To show that Jesus cares for hungry people. We too, must be kind to hungry people.

**Memory Verse:**

"I have compassion on the multitude."  
(Mark 8:2)



## Lesson Content

The Lord Jesus fed the multitude twice from a very small amount of bread and fish.

### The first time:

The Lord Jesus taught the people lessons for their souls and their lives. But after that He also taught them, and us, a lesson: we must be kind to the hungry. He took the five loaves and the two fish. Jesus looked up to Heaven and blessed and broke the loaves and the fish, and gave them to the disciples to set before the people. They all ate and were satisfied. The leftovers were twelve baskets full of broken pieces of bread and fish. More than five thousand people were fed.

### The second time:

The great multitudes were with the Lord Jesus for three days. Jesus said, "I have compassion on the multitude." He wanted to feed them before they went home. The disciples had seven loaves. Jesus took the seven loaves and having given thanks; He broke them and gave them to His disciples to set before the people. They also had a few small fish, and having blessed them, He commanded that these also should be set before them. And they ate, and were satisfied and they took up the broken pieces, which were left over, seven baskets full. And they were over 4,000 people.

We should learn from our Lord Jesus how to care for the hungry people. We must collect money for them. You should ask Mum and Dad to give you money to give to the hungry people.

We must also learn that the small things we have with the blessings of our Lord Jesus will cover all our needs and even more.

The Lord Jesus' disciples forgot the two miracles that Jesus did to feed the multitude. One time they entered the ship with Jesus and they had only one loaf and they forgot to bring food. They were thinking of that but Jesus said to them, "when I broke the five loaves for the five thousand, how many baskets full of fragments did you take up?" They said to Him, 'Twelve.' "Also when I broke the seven for the four thousand, how many large baskets full of fragments did you take up?" And they said, 'Seven.' So He said to them, "How is it you do not understand?" (Mark 8:19-21)

## Application



### Exercise

What do we learn from this lesson?

- The Lord Jesus was so kind. We must learn from Him to be kind to each other. We must collect money for the hungry and the poor people.
- When we eat we should only take what is sufficient for us in our plates. We have to avoid throwing out food just as the disciples collected all the leftovers.
- How many people do you normally feed with five loaves or even seven? Not many, certainly not thousands!
- How many little fish do you think you would need to feed (and fill) thousands of people? A few thousand!
- Did our Lord Jesus have that much? No. But He could take the little and turn it to more than enough because He is God, and when He blesses something, it always satisfies our needs and more.





## Zechariah and Elizabeth

**Bible References:** Luke 1:5-25

**Lesson Aim:**

To learn that we must trust in God's promises.

**Memory Verse:**

"My words, which will be fulfilled in their own time."  
(Luke 1:20)



**Luke 1: 5-25**



## Lesson Content

Describe the circumstances related to the birth of St John the Baptist. His parents had no children and were too old to bear children. They kept praying that a child be born to them. At the right time God sent His angel to convey the happy news to Zechariah.

What was Zechariah doing at the altar? He was a priest and he was praying and burning incense. The rest of the people were praying outside the altar.

Zechariah was afraid of the angel and did not believe that he and Elizabeth would have such a great son. Why didn't Zechariah believe? Because he and his wife were too old to have children anymore. (People their age had grandchildren, or even great-grandchildren, not little babies.)

The angel told Zechariah that he was sent from God and that Zechariah should have believed him because of that. He told Zechariah that he would not be able to speak until he saw the baby God promised.

God sent His angel Gabriel to give a message to Zechariah. God uses the angels to serve us. We must trust God and His promises.

"Then an angel of the Lord appeared to him, standing on the right side of the altar of incense." (Luke 1:11) Actually the angel of the Lord is always standing in this place and never leaves the right side of the altar of incense. The angel raises the offerings, the prayers and the incense up to heaven. This is the reason Abouna at the end of the Divine Liturgy says "O Angel of this day, flying up to heaven with these oblations, mention us in front of the Lord so that He may forgive our sins."

In the days after the angel appeared to Zechariah, Elizabeth conceived. She was very happy and thankful to God.

Zechariah remained silent because he did not believe the message of God.

The Lord answers our prayers. We must trust Him because He loves us.

## Application



### Exercise

What do we learn from this lesson?

- An angel waits until the end of our praises and prayers, and then he rises up. We must trust that the angel comes back carrying the fulfilment of our prayers in the right time as he did with Zechariah and Elizabeth.
- As we trust that God loves us, we must trust His promises. We must not question God.





# The Virgin Mary and the Angel

**Bible References:** Luke 1:26-38

**Lesson Aim:**

To let the children rejoice by telling them a very happy story and having them know it by heart.

**Memory Verse:**

"The Lord is with you."  
(Luke 1:28)



## Background Information for the Servant

### Christmas Message

#### A Joyful Message

Nazareth was such a pretty village among the hills of Galilee, above the sea. In this village, there lived a young virgin, named Mary, who devoted all her life to worshipping God.

One day, while she was praying, a bright light suddenly filled her room and an angel appeared to her.

"Do not be afraid," he said, "God has sent me to give you such happy news."

As Mary quietly listened, the angel said, "The Holy Spirit will come upon you and the power of the Highest will overshadow you... you will give birth to a child named Jesus. He is the Son of God; He will save all the world and bring them to Heaven!"

St Mary was very happy. Bowing her head, she whispered, "I will gladly do whatever God wants me to do."

## Lesson Content

Start with the childhood of the Virgin Mary. Her parents did not have any children and they were old. They prayed to God to give them a child and they promised to give this child back to serve God. After the birth of the little girl Mary, and at the age of 3, her parents gave her up for service and prayer in the altar. She stayed there until she became 12 years old. An old man named Joseph took her to his house to look after her, and they were later engaged. After some time the angel came to her with the happy message.

Describe the conversation between the angel and St Mary, in detail. The greeting of the angel had 3 parts: (1) Peace be with you, (2) The Lord is with you, and (3) He has greatly blessed you. Explain each part.

The Virgin Mary was used to seeing angels during her prayers but she was troubled this time because of the greetings of the angel, and she was wondering why an angel would greet her like that. St Mary was very humble. In her view, she did not deserve all these greetings. She never looked for, or accepted, any praise from people. She had a secret life with God in prayer and never became happy when people spoke so highly of her. This is the reason why she was troubled upon hearing the greetings of the Angel.

The memory verse "The Lord is with you" Luke 1:28, reminds us of when Abouna says the same phrase to all of us in the Divine Liturgy. We then answer saying, "And with your spirit". Let us learn this by heart.

## Application



### Exercise

What do we learn from this lesson?

- The Virgin Mary believed and obeyed the message of God. This teaches us to believe what God tells us in the Bible and to obey it.
- Let us all rejoice with St Mary, as she was getting ready to receive Baby Jesus.





## Saint Mary Visits Elizabeth

**Bible References:** Luke 1:39-45

**Lesson Aim:**

To learn from the Virgin Mary's love to her relative, Elizabeth.

**Memory Verse:**

"And entered the house of Zechariah and greeted Elizabeth."  
(Luke 1:40)



## Lesson Content

Let us emphasise the love of the Virgin Mary. Although she was carrying a baby in her womb, she travelled a long distance to help Elizabeth because she heard from the angel that Elizabeth was also pregnant, in her old age. She came to serve her. Nobody asked her. But St Mary was so nice.

We have to love each other, serve and care for each other.

The baby leapt in Elizabeth's womb with joy when St Mary entered Elizabeth's house and greeted her.

Elizabeth was very happy that St Mary, the Mother of God came to visit her.

After St Mary served Elizabeth and helped her with the housework, she returned to her house.

St Mary stayed in Elizabeth's house for three months.

Elizabeth gave birth to a baby. The neighbours could not agree about what name to give him. His father, Zechariah, brought something to write on and he wrote the name of "John".


## Application



### Exercise

What do we learn from this lesson?

- If we love St Mary and carry her picture and hang her picture in our homes, we must do as she did with Elizabeth. We should help other people, especially the elders.







## Shepherds Visit Baby Jesus

**Bible References:** Luke 2:8-20

**Lesson Aim:**

Learn that the Lord Jesus came as a baby, because He loves us.

**Memory Verse:**

"Glory to God in the highest."  
(Luke 2:14)



[dailycoloringpages.com](http://dailycoloringpages.com)

## Lesson Content

### Introduction

Review the previous lesson and verse.

Go over the picture or the scene of the Nativity that is in the class and review the location of Bethlehem, the manger, Baby Jesus with St. Mary and St. Joseph, the stable, Jesus asleep in the manger, etc.

### Lesson Outline

When Baby Jesus was born, there were shepherds who were taking care of the sheep at night. They saw an angel in the sky who told them about Baby Jesus and that He is the Lord. The angel told the shepherds that they will find the Baby in the manger wrapped in swaddling (loose) clothes. After the angel said this, suddenly the sky was full of angels who were singing and praising God. The angels said: "Glory to God in the highest, and peace on earth." The shepherds immediately went to see the Baby. They told everybody about what they saw. The shepherds were very happy and thankful to see the Lord Jesus Christ as a baby. They returned praising and glorifying God.

### Conclusion

We are also very happy and thankful during this time of year to celebrate the Nativity Feast (Christmas). We love Baby Jesus and we know that He was born as a baby because He loves us and wanted to bring us joy and peace to the world.

## Application



### Exercise

- Show a DVD of the story. Make Christmas arts and crafts. For example, the children can make an angel that can be hung as an ornament holding a verse on the Christmas tree. Continue to teach the children the song: "Away in a Manger."



## The Wise Men Visit Baby Jesus

**Bible References:** Matthew 2:1-12

**Lesson Aim:**

Learn that the Lord Jesus is our King, the true King.

**Memory Verse:**

"We have seen His star..."  
(Matthew 2:2)



## Lesson Content

### Introduction

Review the account of the birth of Baby Jesus in the manger and the story of the shepherds.

### Lesson Outline

When Baby Jesus was born, God put a special star in the sky. It was big and bright, bigger than all the other stars in the sky and very white and shiny. Wise men, like kings, saw the star from very far. They knew that it was a special star. They said to each other "this star must be for a new King who is born, let us go and find Him and worship Him." They packed their stuff and started to travel on a very long journey, which took so many days. Nobody had any cars at that time; they had to use camels to travel. They followed the star for a long way and finally, it led them to Bethlehem, where the Lord Jesus was. They were very happy to see Baby Jesus and they bowed down to Him. They gave Him three gifts: gold, frankincense, and myrrh.

### Conclusion

Christmas is the birthday of the Lord Jesus, the Feast of the Nativity. We are all happy at this time and we give and receive presents just like the wise men did for Baby Jesus.

## Application



### Exercise

- Show a DVD of the story. Make Christmas arts and crafts. Continue to teach the children the song: "Away in a Manger."



## The Baptism of the Lord Jesus

**Bible References:** Matthew 3:13-18

**Lesson Aim:**

To know the story of the baptism of Our Lord Jesus by St John the Baptist in detail.

**Memory Verse:**

"The heavens were opened to Him, and He saw the spirit of God descending like a dove."  
(Matthew 3:16)



## Lesson Content

Our beloved Jesus was about 30 years old when He was baptised.

St John was called the Baptist because he baptised the Lord Jesus.

When St John tried to prevent the Lord Jesus from being baptised, saying "I have need to be baptised by you, and are you coming to me?" Matthew 3:14, the Lord Jesus answered him very nicely saying, "Permit it to be so now." Matthew 3:15. So, in effect, the Lord was saying "please". We must always remember to say please and be nice with people.

When our Lord Jesus was baptised, the Holy Spirit came down in the form of a dove, the Father spoke from Heaven, and the Lord Jesus (the Son of God) received the message. When we cross ourselves we say, In the name of the Father and the Son and the Holy Spirit, the One God, Amen.

Review what happens when someone is baptised:

- His/her mother declares the faith.
- Abouna immerses the child three times in the water.
- Abouna anoints the child with the Holy Chrism (Myron oil) 36 times and then the child wears a white garment (symbol of purity). Abouna then, puts a red ribbon around his/her neck (el-zennar) as a symbol of joy and strength. (Please review these things and give prizes.)

## Application



### Exercise

What do we learn from this lesson?

- We have to be nice with people and say "please" as the Lord Jesus said to St John the Baptist.
- To remember that when we were baptised, we became Christians.



# The Lord Jesus Obeys His Parents

**Bible References:** Luke 2:40-52

**Lesson Aim:**

Learn to obey our parents like the Lord Jesus did.

**Memory Verse:**

"Children, obey your parents..."  
(Ephesians 6:1)



## Lesson Content

### Introduction

Talk to the children about listening to their parents and obeying them. Explain to them that it is very important to do this. God wants all children to obey their parents. Remind the children that the Lord Jesus was born as a baby in a manger and that He grew up little by little, just like they are growing.

### Lesson Outline

When the Lord Jesus was a little boy, St Mary His mother and St Joseph the carpenter, took very good care of Him. He always did what they asked Him. He was a very good boy and never caused any trouble. Every year, they would take the Lord Jesus and go to Jerusalem to celebrate the feast. Jerusalem was the city that had the big temple – like the church where people prayed. One time, when the Lord Jesus was twelve years old, St Mary told the Lord Jesus to get ready for the trip to Jerusalem. They had to travel a long way to Jerusalem. When they got there, the Lord Jesus was very happy to spend time in the temple. He loved listening to the teachers who read God's word. He was also asking and answering questions.

When the time came to leave Jerusalem, St Mary and St Joseph started their trip back home. the Lord Jesus was still in Jerusalem, but they did not know it. When St Joseph and St Mary did not find the Lord Jesus, they went back to the church (temple) and they found the Lord Jesus there talking with the teachers. All the teachers were very amazed at how much the Lord Jesus understood and how He answered the questions. Then His mother told Him that they were very worried about Him. the Lord Jesus said "Did you not know that I was doing work for God My Father." The Lord Jesus loved staying in the temple, but His parents told Him that He had to go back home with them; so, right away the Lord Jesus obeyed, and He left with them and went home.

### Conclusion

The Lord Jesus obeyed His parents all the time. We also have to do the same and do what our parents tell us. The Lord Jesus wants us to be good children like He was.

## Application



### Exercise

- Give each child a printed calendar for the next week and some stickers to give to their parents. Ask the parents to put a sticker on their child's calendar every time s/he obeys. Have the children bring it back to class the following week and give them little prizes for the stickers they received.
- Use a colouring page for the story.





## Be a Good Friend Like David and Jonathan

**Bible References:** 1 Samuel 18:1-5, 19:1-7, 20, 23:16-18

**Lesson Aim:**

To learn that we have to be loyal to our friends. When the need arises, we must cooperate with them and give them gifts.

**Memory Verse:**

"And Jonathan took off the robe that was on him and gave it to David."  
(1 Samuel 18:4)



## Lesson Content

Jonathan was a loving friend (1 Samuel 18:1-5). After David killed the Philistine (who was bad and insulted God and His people); King Saul invited David to his house. King Saul's son, Jonathan, loved David since that time and they became good friends.

Jonathan was a loving friend because he treated his friend David very nicely in his house and gave him his robe. Jonathan told David that he loved him as much as himself.

Jonathan was a loyal friend (1 Samuel 19:1-23). Saul's jealousy of David grew so much that he said, "I want David dead." David escaped.

Tell the story of the banquet at the king's table. The king was angry that David was missing and then David knew that his life was in danger. Jonathan was a loyal friend because he was honest with David and told him the truth that King Saul (Jonathan's father) wanted to kill him. Jonathan advised David to be careful.

Jonathan was a lasting friend (1 Samuel 20:24-42). We must be nice to people: help them, treat them well, share our toys with them and do as Jonathan did to David.

## Application



### Exercise

What do we learn from this lesson?

- Good friends are loving, loyal (they tell the truth), and lasting.
- We must be honest with people. A friend who supports us when we are sick or in trouble is a true friend. Someone who does not support us when we are sick or in trouble is not a true friend.
- A true friend will never encourage us to do something or go somewhere dangerous. A true friend will want us to be safe.



## Our Respect for Abouna

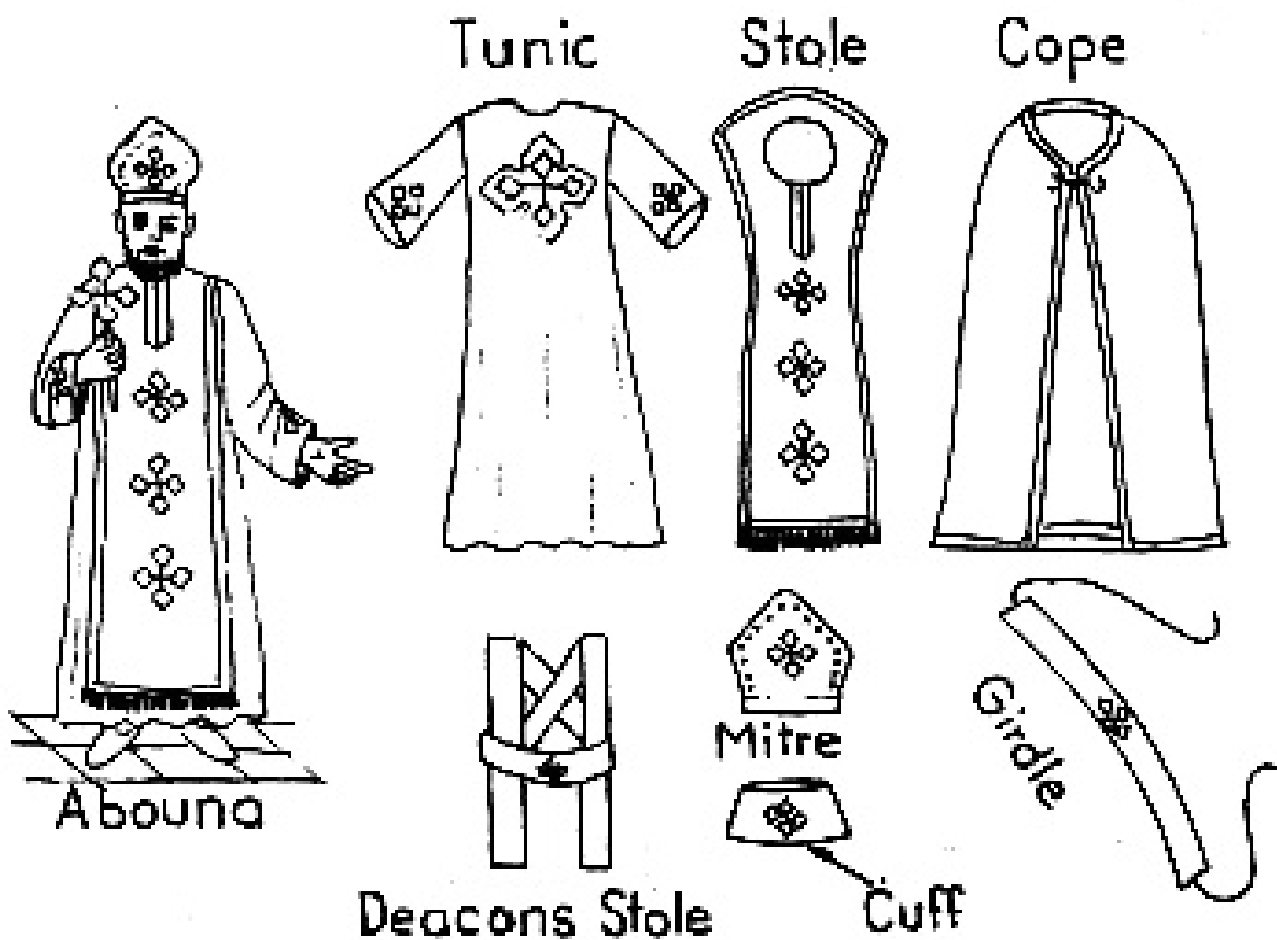
**Bible References:** Matthew 10:40, Luke 10:18-20 and John 20:21-23

**Lesson Aim:**

To learn about why we respect Abouna.

**Memory Verse:**

"He who receives you receives Me."  
(Matthew 10:40)



## Lesson Content

Who baptises the children in our church? Abouna.

Who gives Holy Communion in our church? Abouna.

When we meet Abouna we kiss his hand as a sign of respect, and also because these hands carry the Body and Blood of our Lord Jesus in the Sanctuary.

We ask Abouna to pray for us when we are sick or when we need help.

When we do something wrong we go to Abouna and talk to him about it. Abouna gives us advice and prays for us.

**Story:** There was a monk, who was gifted by God the blessing of seeing his guardian angel in front of him wherever he went. The monk was chosen to be a priest (Abouna). After he was ordained as Abouna, he did not find his guardian angel in front of him as usual. He got very sad because he thought his guardian angel left him. Then he looked and found his guardian angel behind him. He had asked him why do you walk behind me and not in front of me as before? The angel answered: "You now have gained a degree in priesthood higher than the angels."

What does Abouna wear?

Do you like Abouna? Why do you kiss his hands?

## Application



### Exercise

What do we learn from this lesson?

- Every time Abouna speaks to us, we must listen. Then, when he tells us to do something, we should go and do it. Abouna loves us, he serves us, and he prays for us.



# Jonah and the Whale


**Bible References:** Book of Jonah

**Lesson Aim:**

Learn that we can never hide from God. God will always protect us.

**Memory Verse:**

"Jonah was in the belly of the fish three days and three nights."  
(Jonah 1:17)



## Lesson Content

### Introduction

Who likes to play hide and seek? How do you play it? Let's try one game here in class. Even if we hide very well, there's someone who can still always see us. Who is the One who can always see us no matter where we are?

### Lesson Outline

A long time ago, there was a man named Jonah. God told Jonah to go to a city (or a place) called Nineveh to help the people there. Jonah did not want to obey God, so he tried to hide by going on a boat that was going somewhere else far away. Do you think we can hide from God? No! God always sees where we are.

A big storm happened when Jonah was on the boat, while he was sleeping. The sailors woke him up and told him to pray to his God for help. Jonah said: "God made this storm happen because I did not do what He told me. The storm will not stop until I am thrown into the sea." They did what Jonah said and threw him into the sea. Right away, the wind stopped, the waves calmed down, and the storm was over. Jonah went down in the deep water. God sent a big fish to help Jonah and keep him safe. The fish opened its mouth big and swallowed Jonah, so Jonah can be safe. Jonah stayed inside the belly of the fish for three days and three nights. He was praying and praying asking God to get him out. He said to God that he will obey Him. God heard Jonah's prayers and made the fish throw Jonah out of its mouth again. Jonah ended up on the sand. He got up and obeyed God and started to walk towards the place Nineveh, just like God wanted him to do.

### Conclusion

God is everywhere and always sees us. We should always do what God wants, because He knows what is good for us. Even when Jonah did not obey, God kept him safe in the fish's belly and his prayers were answered.

## Application



### Exercise

- Use a book with pictures of the story. Make arts and crafts of a fish with Jonah using felt or construction paper. A lunch size paper bag can also be used to make a large fish, by cutting out a circle in the closed part for the mouth, and closing the other end with an elastic band for a tail.



# The Guardian Angels

**Bible References:** Matthew 10:40, Luke 10:18-20 and John 20:21-23

**Lesson Aim:**

To learn that God sends His angels to protect us, that the angels are nice and that we should love them.

**Memory Verse:**

"He shall give His angels charge concerning you."  
(Matthew 4:6)



## Lesson Content

Everyone has a guardian angel. As the name indicates, the guardian angels are sent from God to guard and protect us from the devil who is bad and wants to hurt us. We must please our guardian angel by obeying God.

Tell the following story:

There was a man and his wife who used to help the poor and make a large supper for them in every celebration for the angels. They did that every year. It so happened one year that they did not have money and they were very sad. An angel appeared to the man and asked him to go and buy a lamb, a fish and some bread. The man sold his clothes and used the money to buy what the angel told him. The man's wife cooked the food and at the angels' celebration a large number of poor people came to eat. The man was ashamed because the food was very little for this number of people. The angel appeared to him and asked him to go to the kitchen and look in the cupboard. He did, and found a large amount of food for him and all his guests. The angel also told him to open the mouth of the fish he had told the man to buy. He found \$300 in it. He took \$200 for him and his wife and bought clothes instead of the ones he sold and gave \$100 to the church.

The above is from the Synaxarion of the church. The name of the man is Dorotheos and his wife is Theobesta.

Please ask the children some questions to follow up the story.

## Application



### Exercise

What do we learn from this lesson?

- God sends His angels to serve and protect us.
- When we are in trouble, God sends His angels to remove the trouble and make us happy.





## The Women with the Two Coins

**Bible References:** Mark 12:41-44

**Lesson Aim:**

To learn to give some of what we have back to God.

**Memory Verse:**

"God loves a cheerful giver."  
(2 Corinthians 9:7)



## Activities to Introduce the Lesson

You can use one of the following ways to introduce the lesson:



### Discussion

Show the kids a donation box that is used every Sunday and ask them: What is this? Why do we put money in it? Where does this money go?

## Lesson Content

The temple was the place like the church where people went to worship God. In the temple, there were big money boxes that were open on the top. People would put money in these boxes as they walked into the temple. The money was used for the temple and for the things needed there.

One day Jesus was in the temple and sat across from these boxes. He saw how many rich people came and put a lot of money in the box. They made a lot of noise while putting in their coins. Jesus knew that these people had a lot of money, and He knew that they had given only a little bit of the lots that they have. Then, a widow came and quietly dropped two small coins in the box. She was a poor woman, whose husband had died. She did not put much money, but it was all she had. She wanted to give the little that she had to God's house. When Jesus saw that, He told His friends that in God's eyes, this poor widow has given more than all the others, because they only gave a part of what they have, but she gave everything she has.

## Conclusion

When we give money to the Church, it's because we love God. God is the One who has given us everything we have. When we are happy to give from what God gave us, He blesses us and gives us even more. Happy also means cheerful like the verse says: "God loves a cheerful giver."

## Application



### Exercise

- Use a children's picture Bible to tell the story.

Tell the kids: When we put money in the donation box today, we will do it quietly, and we will thank God for everything He gave us. Bring the donation box and give each child something to put in it even if they didn't bring some donations that week.



# The Lost Sheep


**Bible References:** Luke 15:3-7

**Lesson Aim:**

To learn that the Lord Jesus loves us and cares about us like the good shepherd.

**Memory Verse:**

"I am the good shepherd."  
(John 10:11)



## Activities to Introduce the Lesson

You can use one of the following ways to introduce the lesson:



### Discussion

Who knows what sound the sheep makes? How do sheep eat? Do you know what a shepherd does? He takes the sheep out to eat and play. He finds green grass for them to eat and finds a place that has water for the sheep to drink. Does the shepherd love his sheep? Yes! He also has to make sure his sheep are safe from any danger. Today, we are going to tell you a story about a very good shepherd.

## Lesson Content

There was once a shepherd who had 100 sheep. The good shepherd always counted his sheep every night to make sure they are all there. One day, a little sheep was not there anymore. He counted all the sheep, and then..., counted again to make sure, but still found one missing. It was the littlest one named Toto, who was missing. That made the shepherd very sad to think that one of his sheep was not safe. Quickly, the shepherd left the 99 behind and went to look for the one little lost sheep. He looked over mountains and hills, behind trees, under the cliff, in rocky places, and everywhere. (Let the children act as if they are also looking for the lost sheep. A puppet sheep can be used). He called his name everywhere... Toto... Toto..., do you hear me?... Until, finally, he heard a little sound far away... baaaa... baaaa... Yes!! This is the sound of Toto... The shepherd ran to him and hugged him and picked him up. The shepherd was so happy that he had finally found his lost sheep. Toto was also very happy to be safe again because he had been scared when he was lost. The shepherd carried Toto up on his shoulders and brought him all the way back home to the other 99 sheep. The shepherd was very happy to have all 100 sheep safe and together again.

## Conclusion

In the same way, Jesus is our Good Shepherd and we are the little sheep. Jesus loves us (His sheep) very much and wants us always to be close to Him. To stay close to our Shepherd Jesus, we must pray, talk to Him, and hear what He tells us in the Bible. Jesus will be looking for anyone who is not close to Him to bring him back, so that person can be safe with Jesus.

## Application



### Exercise

- Make a cotton ball sheep as a craft.

Give each child the picture of Jesus the Good Shepherd.



## The Paralytic at the Pool

**Bible References:** John 5:1-15

**Lesson Aim:**

To learn about the power and love of our Lord Jesus Christ.

**Memory Verse:**

"The blind see and the lame walk."  
(Matthew 11:5)



## Activities to Introduce the Lesson

You can use one of the following ways to introduce the lesson:



### Discussion

Talk to the children about how it is not comfortable when one is sick. If we have to stay in bed because we are sick, we probably get bored and tired. Our story today is about a man who had to stay on his bed for the longest time.

## Lesson Content

There was once a very special pool or a small lake. Once a year, an angel would come and stir the water. If anyone was sick and jumped in the water when it was stirred by the angel, that person would get better right away. A lot of people waited around the pool trying to get in when the angel stirred the water.

One day Jesus was walking near that pool and saw that sick man on his bed. Jesus knew he had been sick for a long time. Jesus asked him: "Do you want to be made well?" The man said: "Yes, but there's no one to help me get into the pool when the water is moved." Jesus said to him, "Rise, take up your bed and walk." Right away, the man was made well, got up, and was able to walk. The man was very happy that he could walk again, because he had been on his bed and not able to move for 38 years, which is a very long time. All the people who saw him walking were very surprised and were asking him who healed him.

### Conclusion

Our Lord Jesus can do everything and help us, because He loves us. If someone is sick, we should pray and ask our Lord Jesus to help him or her, because He can heal the sick and make them feel better.

## Application



### Exercise

- Give the children a colouring page of this story.



# The Man Born Blind

**Bible References:** John 9:1-7

**Lesson Aim:**

To learn about the power and love of our Lord Jesus Christ.

**Memory Verse:**

"The Lord opens the eyes of the blind."  
(Psalm 146:8)



## Activities to Introduce the Lesson

You can use one of the following ways to introduce the lesson:



### Discussion

Review the previous lesson and verse. Ask the children who created them and every part of them, like their ears, hands, feet, eyes, etc... Turn the lights off in the classroom. Ask the children to close their eyes. Ask them what they can see now... It's just all dark. Talk to them about how helpful it is to be able to see.

## Lesson Content

There was once a man that was not able to see anything around him since he was born. He was blind, which means he couldn't see. He must have been very sad. He never knew how his parents or friends looked. He never knew how the trees or the flowers or the animals looked. He had never seen the sky, the sun, the moon, or the stars.

One day, as Jesus passed by, He noticed a man who was blind. Jesus wanted to help this man. Jesus spit on the ground to make the dirt soft. Then, He took that mud that He made and put it on the man's eyes. He told the man to go and wash his eyes. The man did just as Jesus told him. As the water washed away the mud, something amazing started to happen. The man started to see light instead of darkness! He opened his eyes and looked around. He saw everything for the first time: the sky, the sun, the birds, the trees, the flowers, the animals, and the people. How wonderful it was for him to go home and see the faces of his parents and friends. He must have been very happy and thankful to the Lord Jesus.

### Conclusion

Our Lord Jesus made new eyes for this blind man. Our Lord Jesus can do everything because He is our Lord and God. When we are sick or someone we know is sick, we should remember to pray and ask Jesus Christ for help. The Lord Jesus will hear us when we pray and will do what is good for us.

## Application



### Exercise

- Tell the story along with a picture Bible or a DVD. A colouring page of that story can also be used.





# The Last Supper


**Bible References:** Matthew 26:26-29, John 13:5&34

**Lesson Aim:**

To learn that our Lord Jesus is the One who taught us to take Communion and what Communion is.

**Memory Verse:**

"Take, eat, this is My body."  
(Matthew 26:26)



## Activities to Introduce the Lesson

You can use one of the following ways to introduce the lesson:



### Discussion

Ask the children what happens at the end of the Liturgy? Ask them who took Communion (Eucharist) today? Who gives us Communion (Eucharist)? How do we need to stand and behave while waiting for Abouna to give us Communion (Eucharist)?

## Lesson Content

The day before Jesus was on the cross, He had a special dinner with his twelve disciples (friends). First, He put water in a little tub and washed His friends' feet and dried them with a towel. This was to show them how much He loved them. He also told them that He wants everyone to love one another like He loves us. Then, Jesus took a loaf of bread and gave thanks and blessed it. He broke the bread and gave it to each of His disciples and said: "Take, eat, this is My body." Then, He took a cup of wine, and He also gave thanks and blessed it and He told them: "Drink from it all of you, for this is My Blood." He told His disciples, He was giving His Body and Blood so that all our sins (anything bad we did) would be forgiven. He also told them (and us) to do the same again and remember Him. This is why, we do the same here at our church, and the priest gives us the Body and Blood of Jesus in Communion.

## Conclusion

We should come to church early and pray during the Liturgy to get ready to take Communion. Taking Communion (Eucharist) means, the Lord Jesus Himself comes into our hearts. We have to remember to say a little prayer after Communion to thank our Lord Jesus for coming into our hearts. If Jesus Christ is in our hearts now, we must remember how much He loves us. We love Him too and want Him to be happy in our hearts when we love everyone around us like He does.

## Application



### Exercise

- Bring the cloth (lefafa) used when we take the Body in Communion and teach the children how to hold it on their right hand, to cover their mouths, then to return it to its proper place. Teach them that it is very important not to drop any piece, to keep their mouths closed while chewing, to not put their fingers in their mouths, and to finish swallowing everything before they drink the water (since that can cause some parts of the Communion to fall in the water cup while they are drinking).

**Weeks 2-3 of April:**

No lessons due to Palm Sunday  
and the Feast of the Resurrection.



# Jesus Christ is Risen!

**Bible References:** Matthew 28

**Lesson Aim:**

To learn about the Resurrection Feast (Easter).

**Memory Verse:**

"He is risen, as He said."  
(Matthew 28:6)



## Activities to Introduce the Lesson

You can use one of the following ways to introduce the lesson:



### Discussion

Ask the children what the feast was called that was celebrated last Sunday. We did not have Sunday school because the Liturgy was celebrated very late at night instead of in the morning, because it is a big feast. Let's learn today why we celebrate and why we are so happy at 'Easter,' the Feast of the Resurrection.

## Lesson Content

First, did you ever see the picture of Jesus on the cross? Jesus went on the cross because He loves us. He chose to be the One to get hurt instead of us. He told us He loves us this much by stretching out His Hands on the cross. Jesus' friends were very sad when they saw Him on the cross. They did not know that God had planned a wonderful surprise for them, which would make them happy again.

After they took Jesus down from the cross, they put Him in a nice tomb and closed it with a big, huge stone. There were even soldiers guarding the tomb, to make sure no one would come and open it.

But surprisingly, on the third day, which was very early Sunday morning, there was an earthquake (the ground was shaking with a big noise), and the Archangel came from heaven with a very bright light and rolled the stone away. The soldiers fell down from all the light.

The angel rolled away the stone, because Jesus had risen!! He was not in the tomb anymore; He was not hurt anymore, because Jesus was stronger than anything. There was a friend named Mary Magdalene and others with her who went to see the tomb. They saw the angel there who told them that Jesus is not there: "He is risen as He said." Then Mary Magdalene, saw Jesus Himself in the garden. She was so happy and kissed his feet and went and told his disciples that she had seen the Lord Jesus and that He is risen and He is alive.

## Conclusion

Our Lord Jesus arose on the third day. When we see the cross of Jesus Christ, we are not sad because we know that He arose and is strong and is with us always. We are happy to know how much our Lord Jesus loves us.

## Application



### Exercise

- Make a craft for the Resurrection or a colouring page.
- Also, teach the children this greeting and response, "Christ is risen! Truly, He is risen!"



## Jesus Christ Appeared to Mary Magdalene

**Bible References:** John 20:19-21

**Lesson Aim:**

To learn that our Lord Jesus Christ is always with us and gives us peace.

**Memory Verse:**

"Peace be with you."  
(John 20:19)



## Activities to Introduce the Lesson

You can use one of the following ways to introduce the lesson:



### Discussion

Review the previous lesson about the Resurrection by showing the children a picture.

Ask the children if anyone can go into a room with the door closed and show them that you can't exit the class if the door is closed.

## Lesson Content

As you remember, after Jesus was on the cross and then in the tomb for three days, He arose early Sunday morning. First, He appeared to Mary Magdalene. She was very happy that she saw Jesus again and she told His friends (the disciples) about what had happened. Later on that same day, the disciples of Jesus were all together in a room praying. They had all the doors and windows closed and they were a little scared. Suddenly, Jesus came and was standing in the middle of them all. He did not need to open a door or a window to enter the room. He just appeared in the middle. He said to them "Peace be with you," and He did not want them to be afraid. He showed them the marks of the nails in His hands, so they can know that it was really Jesus Himself who was on the cross and who it is He who is standing with them now (A picture of the resurrected Jesus with the marks on His hands and feet can be shown). Jesus said to them a second time: "Peace be with you!" He wanted to make sure they are very happy and that they have peace and not fear. Then, they were sure that this is Jesus and they were very happy and joyful that He is with them again.

### Conclusion

Our Lord Jesus Christ is always with us also even if we cannot see Him. He wants us to remember that He is with us always and He gives us peace. He does not want us to be scared of anything, because He loves us very much and takes care of us.

## Application



### Exercise

- Make (Easter) arts and crafts activities related to the Holy Resurrection.



# Jesus Christ with His Disciples in the Upper Room

**Bible References:** John 20:19-29

**Lesson Aim:**

To learn that when our beloved Jesus went to His disciples in the Upper Room, He changed their sadness to happiness. This happens to us now every time we meet the Lord Jesus Christ in our prayers.

**Memory Verse:**

"Jesus came and stood in the midst, and said to them, 'Peace be with you.'"

(John 20:19)





## Lesson Content

The Lord Jesus Christ showed Himself to His disciples after His Resurrection several times and talked to them.

The disciples were in the Upper Room (their church) and they were afraid of the Jews and were sad because they lost Jesus. Jesus entered the Upper Room while the doors were completely shut.

Can you enter a room when the doors and the windows are closed? Nobody can. But Jesus Who is God did that.

When He entered the room, the first thing He said was "Peace be with you." So, He gave His peace to the disciples. He changed their fear into complete inner peace.

When we live with our Lord Jesus Christ, He changes our fears into happiness and peace.

Jesus appeared once more to His disciples when Thomas was with them. Jesus showed Thomas the scars of the nails in His hands. Thomas became a believer after that. This teaches us that our Lord Jesus cares for every one of us. If we miss a chance to pray or meet Him, He still tries and knocks on our doors; if we open for Him, He will come in and make us true believers.

Where was Judas Iscariot? He was not with the disciples. He went and killed himself after he led the Jews to the place of Jesus.

Is Jesus alive now? Yes, He is.

## Application



### Exercise

What do we learn from this lesson?

- As sons and daughters of Jesus, we must always be happy because Jesus Christ can turn our sadness into happiness.
- As the disciples of the Lord were committed to the church and waited in the Upper Room (which was their church) we must also go to church regularly and be committed to our church.



## Breakfast with the Lord Jesus

**Bible References:** John 21:1-14

**Lesson Aim:**

Learn that the Lord Jesus cares for us very much.

**Memory Verse:**

"It is the Lord!"  
(John 21:7)



## Activities to Introduce the Lesson

You can use one of the following ways to introduce the lesson:



### Discussion

Review the previous lesson. Show the children the picture of the resurrected Christ. Ask them if anyone has ever tried fishing or seen a net for catching fish. Ask them if they know how to swim and remind them not to go in a pool or any water alone.

## Lesson Content

The disciples were happy that their Lord Jesus was alive again and that He appeared to them in the room when the doors were shut. A few days later, Peter said to his friends: "I'm going fishing." They said: "We are coming with you." They went out in a boat and threw their net in the water, but they did not catch any fish. All night they tried, but they did not catch anything.

Early in the morning, they saw someone on the shore who was calling them. They did not know it was Jesus. He told them to throw their nets on the other side of the boat to catch some fish. When they did that, a lot of fish came and filled the net. Then, John said to Peter: "It is the Lord." When Peter heard that it was Jesus, he got so excited that he jumped in the water and swam to Jesus. (Peter was a grownup who knew how to swim well).

When they all reached Jesus, they saw that He made a little camp fire and He was already cooking some fish on it and had some bread. He said to them: "Come and eat breakfast." They knew that it was the Lord Jesus. They were very happy to see Him again and to eat with Him after He had risen.

## Conclusion

Jesus prepared breakfast for His disciples because He loves them and cares for them. He knew that they had worked all night and must be tired and hungry. Our Lord Jesus cares for us too and gives us all we need. He is the best friend we can ever have. We must remember to thank Him for everything.

## Application



### Exercise

- Give the children a colouring page or other arts and crafts of a cut out fish that they can decorate with sparkles, etc.



# The Ascension Feast

## Two Men Stood by Them in White Robes

**Bible References:** Acts 1:1-2, 6-11

**Lesson Aim:**

To learn that the angels came at the time of Jesus' ascension as they came at His birth and His resurrection. Let us be Christ-like so that the angels may be with us.

**Memory Verse:**

"Two men stood by them in white apparel."  
(Acts 1:10)



## Background Information for the Servant

### Notes on the Ascension of the Lord Jesus Christ

There is no prophet or saint who died, arose from the dead and ascended to heaven except the Lord Jesus Christ, the Son of God.

The ascension of Jesus after His resurrection is proof of His Divinity.

When Jesus talked to Nicodemus He told him "No man has ascended to heaven but He who came down from heaven, that is, the Son of Man who is in heaven." (John 3:13)

So the Lord Jesus, when He was speaking with Nicodemus, was in heaven at the same instant.

But Jesus ascended with our flesh, which He took from the Virgin Mary, that is the same flesh we have. Hence, Jesus blessed our bodies and opened the gate of heaven for us.

"And raised us up together, and made us sit together in the heavenly places in Christ Jesus." (Ephesians 2:6)

He ascended into heaven so that we realise that our true place is in heaven. We should be thinking about heaven and should not let the things of the world control our lives.

We can remember the ascension in the following:

- Every time we pray the Lord's Prayer and say "Our Father who art in heaven ...." we realise that Jesus meant that praying is standing in heaven.
- During the Divine Liturgy, when we stand in the altar, we are considered as if we are standing in heaven.
- Every time we neglect the world and concentrate on our Lord Jesus we ascend to heaven.

## Lesson Content

Jesus ascended to Heaven forty days after His resurrection. Before ascending, He appeared on various occasions to His disciples and His friends.

Let us emphasise the role of the angels here:

- **Before** Jesus was born, an angel came to St Mary to tell her the good news.
- **After** Jesus was born, an angel came to the shepherds and the wise men.
- When Jesus fasted for forty days and forty nights, the angels came to serve Him.
- When Jesus rose from the dead, Archangel Michael came to proclaim the good news.
- When Jesus ascended to heaven, two angels came to tell the disciples that, just as Jesus ascended to heaven in front of them, He would come back.

Jesus is God. He is the only One who went to Heaven by Himself.

The disciples were astonished when they saw Jesus ascending to Heaven. If we jump up, we must fall to the ground but Jesus was able to go up with His Body without falling.

Jesus will come again from Heaven in great glory as the two angels said to the disciples "This Jesus, who was taken up from you into heaven will come in the same way as you saw Him go into heaven." Who will be with Jesus when He comes from Heaven? The angels of course.

## Application



### Exercise

What do we learn from this lesson?

- The angels bring good news to us. They are also sent from God to serve us.
- If we behave as good Christians, the angels will be with us as they were with the Lord Jesus. We will feel their presence with us when we pray, sing, play or even when we get sick.

Six weeks kept free for  
Coptic Festival programme.



# The Apostles Feast

## The Man at the Beautiful Gate


**Bible References:** Acts 31:4-21

**Lesson Aim:**

To show the authority given to the apostles to perform miracles. As God gave the apostles heavenly powers, He can give us heavenly powers too.

**Memory Verse:**

"So he, leaping up, stood and walked and entered the temple."  
(Acts 3:8)



## Lesson Content

The Lord Jesus had twelve disciples. Their names are mentioned in the Gospel of St Mark 3:14-19. These twelve disciples became apostles. There were also seventy apostles appointed by our Lord Jesus.

On the day of Pentecost, the apostles were filled with the Holy Spirit. The Holy Spirit gave them power to perform miracles.

Describe the miracle that St Peter did at the gate of the temple:

- One day St Peter and St John were going to the temple to pray. As they were walking along, a crippled man was carried past them. Each day his friends would leave him beside the temple entrance called the "The Gate of the Beautiful" and he would beg there.
- When this man saw St Peter and St John, he asked them for charity too. "Look at us," said St Peter and St John. The man looked and hoped he would get some money.
- St Peter said, "Silver and gold I do not have, but what I do have I give you: In the name of Jesus Christ of Nazareth, rise up and walk."
- Then St Peter helped the man stand up. At once his feet and ankles became strong. He began to walk and to jump and to praise God, and he followed St Peter and St John right into the temple.

Every year on July 12th we celebrate the Apostles Feast. We remember those people who taught us about the Lord Jesus. The apostles had faith in God and they loved Him and His people.

God gave the apostles power to heal the sick. Describe the happiness of the crippled man. He never walked in his life. Now he is jumping.

St Peter and St John did not have money. They had something more powerful than money: the power of God.

## Application



### Exercise

What do we learn from this lesson?

- The Holy Spirit gave the apostles power to perform miracles. In our lives, if the Holy Spirit inside us is active, He can give us strength, joy and peace.
- We have to follow our Lord Jesus as the apostles did.





## Prayer

### Hannah's Prayer and God Calls Sleepy Samuel

**Bible References:** 1 Samuel 1:1-27 and 1 Samuel 3:1-10

**Lesson Aim:**

Learn to pray before we sleep and listen to God and that God hears our prayers.

**Memory Verse:**

"Hear my prayer, O Lord."  
(Psalm 143:1)

"Speak, Lord, for Your servant hears."  
(1 Samuel 3:9)



## Activities to Introduce the Lesson

You can use one of the following ways to introduce the lesson:



### Discussion

- Ask the children if they have ever seen a newborn baby. How does the baby look? Mommy and Daddy are really happy when God sends them a baby.
- Ask the children what they do before they go to bed. Do they brush their teeth and wear PJs before they sleep? Do they read a book? Is it a Bible storybook? Do they pray? Ask each child to mention just one thing for which he/she can pray. Our story today is about a very nice boy who lived in the church and used to pray before he sleeps. Review the previous lesson about Hannah and baby Samuel.

## Lesson Content

Hannah did not have any children and really wanted to have one. That made her very sad. She went to the temple and started praying and telling God how she was so sad. She was crying with tears as she prayed. She promised God that if He gave her a child, she would bring him to God's house to help out and serve there.

Eli the priest saw her praying and told her to go home and not to be sad and that her prayer will be answered. God did hear Hannah's prayer and gave her a baby boy. She named him Samuel and took him to God's house as she promised. Hannah was very joyful and thankful and praised God.

Hannah delivered a baby boy and called him Samuel. Samuel grew up and was a very nice boy who loved to pray and do all that pleases God. He used to live in the church with Eli the priest. One night while Samuel was sleeping, he heard someone calling him. Samuel ran to Eli; he thought Eli the priest was calling him. Eli told him that this didn't happen and that he didn't call him.

Samuel went back to bed and tried to sleep. Guess what happened? He heard someone calling him again. So he went to Eli, and Eli told him that he didn't call him. Samuel tried to sleep again, but he heard the same voice for the third time. So, he ran to Eli. This time, Eli told him that this is GOD who is calling him. He told Samuel to say "Speak, Lord, for Your servant hears," when he hears the voice again. This is exactly what Samuel said when he heard God calling him again. God told Samuel about important messages for Eli the priest.

## Conclusion

When Hannah was sad, she went to God and prayed about it. God helped her and made her very happy. We should also do the same when we are sad. God always hears what we say and He answers our prayers. God always knows what's best for us and gives us what we ask when it is good for us and at the right time for us. We should not forget to talk to God every morning and every night, because He loves us and loves to hear us pray. We also love talking to God, because He is our Father.

It is very important to pray before we sleep, so we can feel that God is with us and guards us all night. We should all learn to obey God and to listen to Him as Samuel did. When God asks us to love one another and be nice to each other, we should listen.

## Application



### Exercise

- Use a colouring page and a picture Bible. Bring a baby doll and act out the story for the children.



## Four Friends Help a Paralytic

**Bible References:** Mark 2:1-12

**Lesson Aim:**

Learn that Jesus can heal the sick. Learn to pray for the sick.

**Memory Verse:**

"Arise and take up your bed and walk."  
(Mark 2:9)



## Activities to Introduce the Lesson

You can use one of the following ways to introduce the lesson:



### Discussion

Ask the children about their friends. Ask them to name a few. What do friends do together? Other than playing and having fun, friends can also help each other and go to church together, etc. Our story today is about some friends who were very caring and helpful.

## Lesson Content

There once was a man who could not walk (he was a paralytic). He needed others to help him go from one place to another. It was very hard for him to live that way. He had four very caring friends who loved him and helped him. One day, his friends came and told him that he can get healed and they were very excited. He asked them how that can happen, and they told him that the Lord Jesus has arrived to their town and He is healing everyone who is sick that goes to Him. The man was happy to hear his friends say: "Let's go and find Jesus," and they carried him and his bed.

They found the Lord Jesus in a house teaching, but there was a little problem. There were so many people in the house and around the door. There was no place for the man to get into the house. The four friends were so caring. They really knew Jesus was the only One who can make their friend walk, so they kept on thinking of a way. Finally, they climbed up to the roof of the house. They made an opening in the roof and let their friend down with his bed using ropes, right until he was in front of the Lord Jesus.

When the Lord Jesus saw him and saw his friends helping, He told him, "Arise and take up your bed and go to your house." The man got up and was able to walk. Our Lord Jesus healed him! Everyone who saw this was amazed. The man was very happy that he can walk again. His friends that carried him were also very happy for him.

### Conclusion

We are sure that the Lord Jesus Christ can heal those who are sick. How can we help if we know someone who is sick? We can pray and ask our Lord Jesus to heal them. We need to pray for those who are sick and ask our Lord Jesus to heal them, because Jesus Christ, the Son of God, can do everything and nothing is hard for Him.

## Application



### Exercise

- Make a craft with construction paper of a flat bed, a man cut out of paper, and tie ribbons in the four corners for rope.



## Daniel in the Lions' Den

**Bible References:** Daniel Chapter 6

**Lesson Aim:**

Learn that God always protects His children.

**Memory Verse:**

"My God sent His angel and shut the lions' mouths."  
(Daniel 6:22)



## Activities to Introduce the Lesson

You can use one of the following ways to introduce the lesson:



### Discussion

Did any of you ever go to a zoo? What animals did you see? Who saw a lion? Is the lion strong? Did you hear its roar?

## Lesson Content

There once a man named Daniel. Daniel loved God and prayed in the morning, at noon, and at night. One day, the king said that he does not want anyone to pray to God and whoever does not listen, will be sent to the lions' den. Daniel would not stop praying to God, because he loved God and prayed only to God. He went home and prayed like he did every day. Some men saw him praying through his window, and they went and told the king. The king was sad, because he liked Daniel, but the king still had to put him in the lions' den. Daniel was not afraid of the lions. Daniel prayed to God and God kept him safe. God sent His angel and the angel shut the lions' mouths. That's why the lions did not roar at Daniel nor hurt him, but were nice to him. The next morning, the king went to see what happened to Daniel. He called: "Daniel, did your God save you?" Daniel said: "Yes, king. My God sent His angel and shut the lions' mouths so that they did not hurt me." They pulled Daniel out of the den and he was perfectly safe.

## Conclusion

God keeps us safe because we are His children. As God's children, we need to always talk to Him like Daniel did. When we wake up in the morning and before we go to bed, we have to remember to pray.

## Application



### Exercise

- Story can be told along with a picture Bible. Make a paper bag lion puppet.
- Show a DVD of the story, if available.



# The Love of our Lord Jesus to the Virgin Mary

**Bible References:** John 19:25-27

**Lesson Aim:**

To show the love that our Lord Jesus has for His mother the Virgin Mary and also the love of the apostles for her. We also must love and respect our mothers, as the Lord Jesus loved His mother.

**Memory Verse:**

"He said to His mother, 'Woman, behold, your son!' "  
(John 19:26)



## Lesson Content

The great love of our Lord Jesus to the Virgin Mary is clear in the following:

- She was chosen to be His mother.
- The Lord Jesus obeyed His mother. Please tell the story of Jesus in the temple away from His parents who were looking for Him. When they found Him, He obeyed and followed them.

Do we obey our parents?

- In the wedding of Cana of Galilee, when the guests finished all the wine, St Mary asked the Lord Jesus to help them out and provide wine for them. Because He loved His mother, He obeyed her and answered her request by turning the water into wine.
- On the cross, the Lord Jesus showed His deep love to His mother by asking His disciple John to have her in his house.
- When the Virgin Mary passed away, our beloved Jesus came with His angels and took her holy soul. Also the angels carried her body to heaven.

St Mary also had great love for her Son Jesus, Who is the Son of God.

The disciples of the Lord Jesus loved the Virgin Mary. As mentioned in Acts 1:12-14, St Mary was with the disciples in the Upper Room and were praying together. She also spent the rest of her life in the house of John, the beloved disciple, and they always prayed together.

In our church, we love the Virgin Mary, and in our prayers, we always ask her to pray for us. There are so many miracles performed by the Virgin Mary.

## Application



### Exercise

What do we learn from this lesson?

- As the Lord Jesus asked His beloved disciple John to look after St Mary as his mother, our Lord is also implying that she is the Mother of us all.
- As the Lord Jesus loved His mother, took care of her and obeyed her, we must also do the same with our mothers.





# The Lord Jesus Heals Woman with a Bent Back

**Bible References:** Luke 13:10-17

**Lesson Aim:**

Learn about the power and the love of our Lord Jesus Christ.

**Memory Verse:**

"For I am the LORD who heals you."  
(Exodus 15:26)



## Activities to Introduce the Lesson

You can use one of the following ways to introduce the lesson:



### Discussion

Ask the children if they would like to get taller. Ask them to stand straight and to get on their tippy toes. Next, ask them to bend their backs down. Which position do they prefer? When your back is bent over, you cannot see everything around you very well, but you see the ground instead.

## Lesson Content

There was once a woman who could not stand straight. Her back was bent over and she could not look up at all. She couldn't look up to see the sky or the tall trees or the birds that were flying up. All she saw was the ground below her feet. She was very sad to be like this, because for a long time, she was not able to raise herself up at all. For eighteen years, her back was bent over like this.

One day, our Lord Jesus was there. When He saw her with her back like this, He called her. He knew that she was not happy like this and that she needed to get better. He put His hands on her back and told her that she has been set free from being bent over. Right away, her back straightened up and she was standing tall again. She was so glad and thanked the Lord Jesus and she glorified God. Now, she was able to see the sky, the birds, the sun, and the tall trees. Now, she was able to see everyone's face when she was talking to them and she could get her work done easily. Our Lord Jesus truly made this woman very happy after 18 long years of sadness in this condition.

### Conclusion

Our Lord Jesus loves us very much and can give us everything we need. When we see someone sick or someone who cannot walk, we should pray and ask Jesus Christ to help them.

## Application



### Exercise

- Use a picture Bible to tell the story. Give the children a colouring page of this miracle.



# The Lord Jesus Helps the Fisherman

**Bible References:** Luke 5:1-11

**Lesson Aim:**

To show the power of our beloved Jesus, the Son of God.

**Memory Verse:**

"So when they had brought their boats to land, they forsook all and followed Him."

(Luke 5:11)



## Lesson Content

Our Lord Jesus always starts the move towards us and in many cases He appears as if He needs something from us. But He always plans to grant us a lot of blessings in our lives.

Simon and the other fishermen had been trying to fish all night, but they could not catch any fish. Fishermen usually cannot fish during the day because the fish can see the nets and escape. But, we will see in this event that God can do anything.

Jesus got into one of the boats, which was Simon's, and asked him to move away a little from the land. Then He sat down and taught the multitudes from the boat. This shows us that Jesus borrowed the boat from Simon and appeared needy; but Jesus had a plan to give Simon lots of fish and later on to make him one of His disciples.

There were two boats: one was carrying Peter and his brother Andrew, and the other James and John. Jesus entered the first one. He asked Simon to put his net in the water, even though it was still during the day. Simon obeyed the Lord Jesus. They collected lots of fish and they asked the help of their friends James and John.

After they filled the two boats with fish, they left all the fish and followed Jesus. They did this because they believed in His power and that He is the Son of God.

Let us praise the name of the Lord.

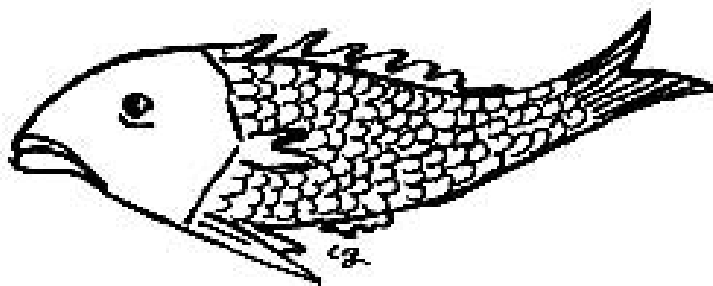
## Application



### Exercise

What do we learn from this lesson?

- Whatever we cannot do, can be done by the Lord Jesus. All what we have to do is to ask Him and obey Him so that He comes to us as He came to Simon's boat.
- We must learn from St Peter (Simon) to obey our Lord Jesus and give Him the small things that we have. How? We should help the poor. If we have a relative who is sick, we must help him or her. Then our Lord Jesus will give us in return great blessings.
- The Lord Jesus may come to us as needy. But His intention is to give us His blessings.








# The Day of the Feast of the Cross

**Lesson Aim:**

- To learn about the apparition of the cross in the sky and St Helen's finding of Jesus' cross.
- To learn how to cross yourself properly.
- To appreciate the power of crossing yourself.

**Memory Verse:**

"May I never boast except in the cross of our Lord Jesus Christ."  
(Galatians 6:14)



## Background Information for the Servant

### The Apparition of the Cross in the Sky

#### Occasions where the Cross has appeared in the sky:

- The first time it appeared in the sky was to the Emperor Constantine The Great to assure him of victory in the prospective war. He and his officers saw it like a pillar of light in the sky surrounded by the following words: "With it (the Cross) you will conquer."
- The second time the Cross appeared in the sky was to Julius Caesar on the doors of the city of Antioch. It appeared in the East like a pillar of light which startled all those who saw it.
- The third time, the Cross appeared to all the people of Jerusalem. This happened in the Holy Fifty days after the Feast of the Resurrection, to be exact, on 8th May 351AD at about 3 pm (1 pm UK time). A big Cross appeared in the sky on Golgotha stretching to Mount Olive. It was very clear and was seen not only by one or two, but by all the people of the city. It remained for many hours shining brighter than the rays of the sun. All the people of the city came out to see the apparition. They were astounded, and scared, but with great joy they witnessed that heavenly scene. Old and young, men and women of all ages, Christians and non-Christians from all places, praised Jesus Christ, our Lord.

### The Feast of the Cross

On the feast of the Cross, we recognise the discovery of the glorious Cross of Jesus Christ our Lord. When the Jews noticed the very large number of miracles done by Jesus, they got angry and asked everyone in the Jewish country to collect all the dirt and the rubbish and put it at the top of the Cross. The Jewish people continued to do so for over 200 years until a very large pile of dirt was formed. Saint Helena, the mother of King Constantine, went to Jerusalem and asked about the location of the Cross. Nobody told her, until she met an old man who told her that the Cross is underneath the pile of dirt. She dug out the Holy Cross of Jesus Christ from beneath this dirt. She built a church for it, consecrated it and celebrated for the Honorable Cross. Christians make pilgrimages to that place every year as they do on the feast of the Resurrection. St Helena did this because she loved the Cross since it appeared to her when she was with King Constantine before he went to war and was victorious.

On the 17th of Tout (around the 28th of September) is the commemoration of the consecration of the Church of the Holy Cross, which is built by the empress Helena, the mother of Constantine.

On the 10th of Paremhat (around the 19th of March) is also the Commemoration of the discovery of the Holy Cross by Empress St Helen, and then again by Emperor Heraclius (after the base of the Holy Cross had been stolen).

## Lesson Content

Please show the picture of the Lord Jesus on the cross. Our Lord Jesus Christ died on the cross, to assure us that He loves us. Since then all the Christians believe that the cross is a sign of love that we, as Christians, must always remember.

The appearance of the shining cross in the sky three times (described in the background information to the servant) was received by the people with joy and astonishment.

Tell the story of finding the cross (as described in the background information to the servant).

Crossing yourself makes you in company with Christ and, thus, you cannot fear anything. You must cross yourself before you sleep and before entering a dark place.

You should wear a cross and have one in your room.

Cross yourself in the name of the Father, the Son and the Holy Spirit. Let us learn to cross ourselves in a proper way.

(Be sure to show the children how to arrange their fingers.)

## Application



### Exercise

What do we learn from this lesson?

- What is the best sign that God gave us to show His love for us? The cross.
- The cross is the sign that we are Christians.
- We must be crossing ourselves several times during the day so that we do not fear the devil.



**Weeks 3-4 of September:**

Two weeks kept free for  
Coptic Festival revision and exam.



## Baby Jesus in the Manger

**Bible References:** Luke 2:1-7

**Lesson Aim:**

Learn about Christmas (The Feast of the Nativity).

**Memory Verse:**

"Jesus was born in Bethlehem."  
(Matthew 2:1)



*The shepherds visit Jesus after He was born in a manger*

## Activities to Introduce the Lesson

You can use one of the following ways to introduce the lesson:



### Discussion

Review the previous lesson and verse.

Has anyone ever been to a farm? Did you see a barn? A stable is like a barn where they keep the cows, sheep, and other animals. The place where they put the hay for the cows to eat is called a manger.

## Lesson Content

St Mary and St Joseph had to travel to Bethlehem. St Mary was sitting on a donkey. Her tummy was big, because she had baby Jesus in her tummy. St Joseph was trying to find a place for them to stay, but nobody welcomed them because they had no space. One man told them he had a stable. There were animals there, like sheep and cows. St Mary and St Joseph were thankful for the stable. On that night, Jesus was born. St Mary wrapped Baby Jesus in swaddling (big, loose) clothes and put Him to sleep in the manger. So, Baby Jesus was born in a manger in Bethlehem among the animals, like sheep and cows. The sheep was saying, "Baa... Baa..." and the cow was saying, "Moo... Moo...", but, Baby Jesus was sleeping calmly. The day Jesus was born is now called The Nativity Feast (Christmas), and we celebrate it every year.

### Conclusion

We all love Baby Jesus, because He came to be like us and to show us what we should do to be good children of God.

## Application



### Exercise

- Prepare pictures of the Baby Jesus in the manger. Bring material to make a Nativity scene in the class. Ask the children to identify who are in the picture. Have each child make a Nativity craft.
- Teach the children the song: "Away in a Manger".



# Palm Sunday

## The Children Receive the Lord Jesus

**Bible References:** John 12:12-15 and Luke 19:29-44

**Lesson Aim:**

To appreciate the glory of the Lord Jesus and People's love for Him especially the little children. Do we welcome the Lord Jesus and ask Him to come to our homes and our hearts?

**Memory Verse:**

"Hosanna! Blessed is He who comes in the name of the Lord!"  
(John 12:13)



## Lesson Content

Please show a large picture of the Lord Jesus entering Jerusalem on Palm Sunday.

Try to act out the drama of what happened: Our beloved Jesus sent two of his disciples to bring a colt. The owner of the colt agreed to give them the colt. Jesus rode the colt and entered Jerusalem. People cut branches of palm trees and were happy singing "Hosanna in the highest, this is the King of Israel."

Hosanna means "save us". Make sure the children know the meaning of this word.

Give out pictures of Palm Sunday and tell the children that our church celebrates Palm Sunday.

Jesus is the "King of Peace" (He does not like war or fighting) so He entered the city riding a colt, not a strong horse.

Every child offered something to the Lord Jesus. Some children cut branches of palm trees or olive leaves to greet Him. Other children took off their garments and laid them on the road for Him to ride the colt on.

## Application



### Exercise

What do we learn from this lesson?

- As the children in Jerusalem were very happy and singing "Hosanna" when Jesus entered their city Jerusalem, we must be very happy because Jesus is the King of our lives. Jesus is in your heart.
- As the children of Jerusalem did their best to welcome the Lord Jesus Christ, we must ask Him in our prayers to come in and enter our homes and our hearts.
- As the children of Jerusalem each offered something to the Lord Jesus, each of us should offer something too. What can we offer Him? Our hearts, our obedience to His Word in the Bible, some money to the church to help the poor people, etc.



## The Lord Jesus Invited to a Wedding

**Bible References:** John 21:1-14

**Lesson Aim:**

Learn that St Mary can help us by asking our Lord Jesus for us.

**Memory Verse:**

"Whatever He says to you, do it."  
(John 2:5)



## Activities to Introduce the Lesson

You can use one of the following ways to introduce the lesson:



### Discussion

Ask the children if they have ever been to a wedding, or seen a bride and groom. Show them a nice wedding picture. Today, we will hear a story about a wedding that our Lord Jesus and His mother St Mary attended.

## Lesson Content

One day, Jesus and His mother were invited to a wedding. There was a lot of food, desserts, and drinks. All the people were having a good time together and were happy with the bride and groom.

Then, St Mary came to Jesus and told Him that there was a little problem. She told Him that all the wine was finished and they had no more wine to drink. She knew Jesus can do something to help with that problem. Then, she went to the servants who were there and told them to do whatever Jesus tells them to do.

Jesus told the servants to fill all the six big water pots with water to the top. They obeyed Jesus and did as He told them. Then, Jesus told them to take some out in cups and give to the people to drink. When they did as He said, they looked at it, and were very surprised. The water they filled was not water anymore! Jesus had turned it into wine. The people tasted this wine and said that it tasted great, even better than the first one that they drank.

## Conclusion

Our Lord Jesus can fix any problem we have; nothing is hard for Him. St Mary helps us by praying for us and asking Jesus Christ for us, too. She cares for God's children and wants to help us like she helped at the wedding. When we pray to God, we can also ask St Mary to pray for us (intercede for us). St Mary wants us to do everything that the Lord Jesus tells us and to obey Him, like the servants did at the wedding when they filled the water.

## Application



### Exercise

- Use a colouring page of the story or make arts and crafts for a picture of St Mary that the children can display in their rooms at home.



## Elijah and the Widow

**Bible References:** 1 Kings 17:8-16

**Lesson Aim:**

Learn about sharing and about God's blessings.

**Memory Verse:**

"God loves a cheerful giver."  
(2 Corinthians 9:7)





## Activities to Introduce the Lesson

You can use one of the following ways to introduce the lesson:



### Discussion

Who gives us everything that we have, our food, our homes, our clothes, our toys, etc..? God is the One who provides for all of our needs. God is very happy when He sees us sharing with others and loving others.

## Lesson Content

Our story today is about a man named Elijah. He loved God and prayed all the time. Elijah always obeyed God. One day, God sent Elijah to a city to meet a poor woman who lives alone with her son.

Elijah reached the gate of the city and saw the woman. She was about to go and make the last bit of food which she had. The woman did not have any more food to cook after this meal. Elijah asked her to bring him a cup of water. The woman obeyed Elijah and brought him a cup of water. Then, Elijah asked her to make him a little bread. The widow could not help it and said "I have nothing baked, only a handful of flour in a bin, and a little oil in a jar; and now I was about to make it as our last meal, for me and my son... it is the last thing we have to eat." Elijah told her: "don't be afraid; go and bake the bread for you and your son, but first make a little bread and bring it to me." The woman trusted God and listened to Elijah. She took the last flour and the last oil and baked the bread for Elijah. While baking the bread, she found that the jar is full of oil and the bin is full of flour! When the woman saw that, she became very happy, they all had a very nice meal, and they all prayed thankfully to God.

### Conclusion

God blessed the widow and her son with a miracle (her oil and flour did not run out—everyday she found the jars filled to the top again)! This blessing was because she obeyed the man of God and shared her food. She trusted in God. When we share our things with others because we love them, God will give us many rewards for that. Remember to ask your mum and dad for money to put in the donation box in Sunday school. The church can use that money to share with children and families in need.

## Application



### Exercise

- For a visual aid, bring a jar of flour, some oil, and a mixing bowl.. Give each child a small Ziploc bag with some of that dough to take home. Use a colouring page of Elijah and the widow.